

Release Notes X/P Messenger + Listener 4.2.1

Version: 11
Date: 21-Nov-2022

Copyright Notice



This document is the confidential and proprietary information of PONTON GmbH ("Confidential Information"). You shall not disclose such Confidential Information and shall use it only in accordance with the terms of the license agreement you entered into with PONTON GmbH.

Table of Contents

1. Messenger changes	3
1.1. bugfixes	3
1.2. improvements	3
1.3. known issues	4
2. Listener changes	6
2.1. bugfixes	6
2.2. improvements	6
2.3. known issues	6
3. Downloads	7
3.1. Download links of Messenger version 4.2.1	7
3.2. Download links of Listener version 4.2.1	7
4. Migration	8
4.1. Updating a Messenger version 4.0.0 and later	8
4.2. Updating a Messenger version 3.7.0 - 3.11.x	8
4.3. Updating a Messenger version before 3.7.0	9
4.4. Updating a Listener version 3.2.x - 4.2.0	10

1. Messenger changes

1.1. bugfixes

ID	Summary
PXP-3392	Security update CVE-2022-42889 Apache Commons Text
PXP-3390	Messenger could not use Proxy Server in Listener 4.2
PXP-3391	Partner could not be edited if the local id contained upper cases
PXP-3394	Messages in transit were not deleted from queue when deleted during database clean-up
PXP-2713	Data transmission limit in X/P Listener did not have an effect when receiving through FTP
PXP-3142	Message event code showed `messageEventCode.null` for the signing step of an AS2 message
PXP-3366	Filtering of outbound messages for an Adapter (API 2.0) did not work
PXP-3367	It was not possible to delete a local partner if the profile was already deleted in the partner registry
PXP-3379	Login broken if password is expired

1.2. improvements

ID	Summary
PXP-3386	Messages which were sent with the wrong communication protocol are now blocked by the receiver

1.3. known issues

ID	Summary
PXP-3414	Proxy settings are not working for Partner Registry after Messenger update when NT domain is set or user authentication is required by proxy for https connections
PXP-3412	Partner upload in Registry might not work after Messenger update when OS is not using English as default language

Workaround for PXP-3414:

- Delete *NT Domain* (if exists) in the Proxy Settings
- Add the following *System Property* with empty value as *Java Additional Parameter* (with the next number) in the wrapper.conf (see <PONTONXP_INSTALL_DIR>/launcher/conf/wrapper.conf):

```
Djdk.http.auth.tunneling.disabledSchemes=
```

e.g.

```
# Java Additional Parameters
wrapper.java.additional.1=-DPONTONXP_HOME=%PONTONXP_HOME%
wrapper.java.additional.2=-Djava.io.tmpdir=%PONTONXP_HOME%/temp
wrapper.java.additional.3=-Dmail.mime.multipart.bmparse=false
wrapper.java.additional.4=-Dnetworkaddress.cache.ttl=30
wrapper.java.additional.5=-
    Djavax.net.ssl.trustStore=%XP_CONFIG_FOLDER%/keystore
wrapper.java.additional.6=-Djavax.net.ssl.trustStorePassword=randomPassword
wrapper.java.additional.7=-Dmessenger.name=%MESSENGER_NAME%
wrapper.java.additional.8=-DXP_CONFIG_FOLDER=%XP_CONFIG_FOLDER%
wrapper.java.additional.9=-Dsecurerandom.source=file:/dev/urandom
wrapper.java.additional.10=-Djava.security.egd=file:/dev/urandom
wrapper.java.additional.11=--add-opens=java.base/java.lang=ALL-UNNAMED
wrapper.java.additional.12=-Xmx%MAX_MEMORY%
wrapper.java.additional.13=-
    Djava.util.logging.manager=org.apache.logging.log4j.jul.LogManager
wrapper.java.additional.14=-Djdk.http.auth.tunneling.disabledSchemes=
```

- Restart the Messenger

Workaround for PXP-3412:

- Add the following *System Property* with empty value *en* as *Java Additional Parameter* (with the next number) in the wrapper.conf (see <PONTONXP_INSTALL_DIR>/launcher/conf/wrapper.conf):

```
Duser.language=en
```

e.g.

```
# Java Additional Parameters
wrapper.java.additional.1=-DPONTONXP_HOME=%PONTONXP_HOME%
wrapper.java.additional.2=-Djava.io.tmpdir=%PONTONXP_HOME%/temp
wrapper.java.additional.3=-Dmail.mime.multipart.bmparse=false
wrapper.java.additional.4=-Dnetworkaddress.cache.ttl=30
wrapper.java.additional.5=-
    Djavax.net.ssl.trustStore=%XP_CONFIG_FOLDER%/keystore
wrapper.java.additional.6=-Djavax.net.ssl.trustStorePassword=randomPassword
wrapper.java.additional.7=-Dmessenger.name=%MESSENGER_NAME%
wrapper.java.additional.8=-DXP_CONFIG_FOLDER=%XP_CONFIG_FOLDER%
wrapper.java.additional.9=-Dsecurerandom.source=file:/dev/urandom
wrapper.java.additional.10=-Djava.security.egd=file:/dev/urandom
wrapper.java.additional.11=--add-opens=java.base/java.lang=ALL-UNNAMED
wrapper.java.additional.12=-Xmx%MAX_MEMORY%
wrapper.java.additional.13=-
    Djava.util.logging.manager=org.apache.logging.log4j.jul.LogManager
wrapper.java.additional.14=-Duser.language=en
```

- Restart the Messenger

2. Listener changes

2.1. bugfixes

ID	Summary

2.2. improvements

ID	Summary

2.3. known issues

ID	Summary

3. Downloads

3.1. Download links of Messenger version 4.2.1

full distribution 4.2.1 with JRE 18.0.2 (Windows):

<https://www.ponton.de/downloads/xp/4.2/PontonXP-Messenger-4.2.1-Windows.zip>

update patch from 3.7.0 to 4.2.1 including JRE 18.0.2 (Windows):

<https://www.ponton.de/downloads/xp/4.2/PontonXP-Messenger-4.2.1-Windows-patch.zip>

full distribution 4.2.1 with JRE 18.0.2 (Linux):

<https://www.ponton.de/downloads/xp/4.2/PontonXP-Messenger-4.2.1-Linux.zip>

update patch from 3.7.0 to 4.2.1 including JRE 18.0.2 (Linux):

<https://www.ponton.de/downloads/xp/4.2/PontonXP-Messenger-4.2.1-Linux-patch.zip>

3.2. Download links of Listener version 4.2.1

full distribution 4.2.1 with JRE 18.0.2 (Windows):


<https://www.ponton.de/downloads/xp/4.2/PontonXP-Listener-4.2.1-Windows.zip>

full distribution 4.2.1 with JRE 18.0.2 (Linux):


<https://www.ponton.de/downloads/xp/4.2/PontonXP-Listener-4.2.1-Linux.zip>

4. Migration

4.1. Updating a Messenger version 4.0.0 and later

1. stop the Messenger
2. extract the patch zip file matching your operating system to the `/update/` folder of the Messenger installation.
3. starting the Messenger will apply the patch to the installation.
4. Existing addon- and config-patches will remain unchanged and will continue to work, so no additional action is required.
5.  Please hard refresh your browser to clear the cache and download the new PONTON X/P GUI, e.g. for Windows as follows:
 - open the PONTON X/P GUI (default URL: <https://localhost:8443/>)
 - hold down *Ctrl* and press *F5*.

4.2. Updating a Messenger version 3.7.0 - 3.11.x

1.  if there is a config patch installed, make sure to install an updated config patch that is compatible with Messenger version 4.0.0 and later
2. stop the Messenger
3. edit the `server.xml` file from the config folder and search for

```
<Service>GUI</Service>
```

replace it with

```
<Service>REST</Service>
```

4. if there is a `privateagreement.vm` file in `config/partneragreements/private` folder and an EDA config path is installed
 - a. move the file `privateagreement.vm` to `config/agreementTemplates/EDA_private.vm`
 - b. edit the `EDA_private.vm` and replace

```
<PrivateCollaborationAgreement>
```

with


```
<PrivateCollaborationAgreement TemplateId="EDA">
```

- c. edit EDA_private.vm and replace

```
${agreement.partner1}
```

with

```
${agreement.ownPartner.id}
```


- d. edit EDA_private.vm and replace

```
${agreement.partner2}
```

with

```
${agreement.communicationPartner.id}
```

5. extract the patch zip file matching your operating system to the `/update/` folder of the Messenger 3.x.x installation.
6. starting the Messenger will apply the patch to the installation.
7. Existing addon- and config-patches will remain unchanged and will continue to work, so no additional action is required.

 Please hard refresh your browser to clear the cache and download the new PONTON X/P GUI, e.g. for Windows as follows:

- open the PONTON X/P GUI (default URL: <https://localhost:8443/>)
- hold down *Ctrl* and press *F5*.

4.3. Updating a Messenger version before 3.7.0

Unfortunately there is no patch for older Messenger version.

The main reason for this is, that the patch mechanism has been reworked and therefore the patch files are not compatible.

However the configuration of old Messenger version is compatible and can be reused in the current version

A detailed guide for upgrading can be found here:

<https://www.ponton.de/downloads/xp/4.2/documents/MigrationGuide42.pdf>

Important

If a Listener is used with the Messenger, then the Listener has to be updated as well, so that both versions are the same.

4.4. Updating a Listener version 3.2.x - 4.2.0

1. stop the Listener
2. create a backup copy of the current Listener folder
3. delete everything from the current Listener folder
4. extract the Listener distribution zip to the Listener folder
5. copy the config folder of the backup into the Listener folder (overwriting the default files)
6. start the Listener

PONTON GmbH
Dorotheenstraße 64
GERMANY 22301 Hamburg
Web: <http://www.ponton.de>