

Release Notes X/P Messenger + Listener 4.6

Version: 23

Datum: 17-Oct-2024

Copyright Notice

This document is the confidential and proprietary information of PONTON GmbH ("Confidential Information"). You shall not disclose such Confidential Information and shall use it only in accordance with the terms of the license agreement you entered into with PONTON GmbH.



Table of Contents

1	Messenger changes	3
1.1	improvements	3
1.2	bugfixes.....	3
1.3	known issues.....	5
2	Listener changes	5
2.1	bugfixes.....	5
2.2	improvements	5
2.3	known issues.....	5
3	Downloads	5
3.1	Download links of Messenger version 4.6.0.....	5
3.2	Download link for AS4 BDEW Config Patch	6
3.3	Download link to Messenger Adapter API 1.0.....	6
3.4	Download links of Listener version 4.6.0.....	6
4	Migration	6
4.1	Database Update (since version 4.6.0).....	6
4.2	Updating a Messenger version 4.0.0 and later to 4.6.0	7
4.3	Updating a Messenger version 3.7.0 - 3.11.x to 4.6.0.....	7
4.4	Updating a Messenger version before 3.7.0 to 4.6.0	8
4.5	Updating a Listener version 3.2.x and later to 4.6.0	8
5	Release Notes - Ponton X/P Messenger - xp 4.6.0 - Oct 09 09:51	Fehler! Textmarke nicht definiert.

1 Messenger changes

1.1 improvements

ID	Summary
PXP-4310	Added time-unit in GUI Messenger
PXP-4057	Added Swagger link to user rights in GUI dropdown
PXP-4302	AS4 messages with unknown signature certificates are accepted and the certificate is installed when conditions are met (AS4 BDEW)
PXP-4272	Enabled to grant separate user rights for edit Local/Remote partner
PXP-4251	Created API Documentation Http Adapter interface
PXP-4239	Partner, Adapters and Messages access are now authorized based on client roles
PXP-4235	Added management for client roles
PXP-4222	Implemented extract scheduling date from FPM messages (AS4 BDEW)
PXP-4216	Added API endpoint to retrieve logged user permissions
PXP-4055	Adjusted GUI for user permissions on all pages
PXP-4041	Implemented feature to fetch all trusted SubCAs from the RootCA LDAP server (AS4 BDEW)
PXP-4032	Add generic variable to support processing directives for filename pattern in HotFolder adapter
PXP-4010	Updated backend libraries
PXP-3949	Added feature to use SOAP Webservice of SubCAs to request certificates (AS4 BDEW)
PXP-3866	Updated Messenger frontend library
PXP-3754	Implemented storage of outbound queue in database
PXP-3753	Implemented storage of inbound queue in database

1.2 bugfixes

ID	Summary
PXP-4334	Exception in messenger log when browser was waiting for Messenger restart
PXP-4321	Password expiration could not be set to enabled = true
PXP-4278	Activation state was not reflected in page header
PXP-4275	LDAP queries are send over HTTP Proxy if it configured
PXP-4269	E-mails could not be received when sender address was too long
PXP-4268	Outbound duplicate messages were not correctly processed
PXP-4266	Messenger failed to start after a HTTPS connector was added

ID	Summary
PXP-4264	AS4 keytypeInfo was not correctly logged when receiving messages
PXP-4230	Messenger could not be started: "jakarta.persistence.TransactionRequiredException: no transaction is in progress"
PXP-4224	AS4 messages are not archived when no ACK is expected
PXP-4223	Inbound queue went into endless loop when receiving partner profile is missing
PXP-4201	Memory leak when receiving AS4 messages
PXP-4065	Messenger with 2000+ local partners could not be activated
PXP-4064	Warning about parsing errors in messenger.log removed for non xml files
PXP-4058	HFA filename pattern field in GUI allowed only 100 characters
PXP-4050	TransferId generation is now thread safe
PXP-4048	Messenger SSL certificate request was not displayed to the user in GUI
PXP-4047	AS4 Envelope could not be processed when an error occurred during certificate/private key lookup
PXP-4046	Inbound protocols POP3 and IMAP no longer use START_TLS, instead use new protocols POP3_STARTTLS and IMAP_STARTTLS
PXP-4045	Mail library had stricter defaults that could break existing configs
PXP-4027	Local partner settings were disabled in GUI
PXP-4026	Agreements with AS2 could not be modified after XP upgrade from 3.2.x
PXP-4025	BDEW Message CONTRL could not be send with HotFolder
PXP-4018	FTP Client: "425 Unable to build data connection: TLS session of data connection not resumed" was fixed
PXP-4005	Message status remains IN_PROCESS if the outbound message contained a duplicate MessageId and was send via Adapter API 1
PXP-3999	BINARY message type must not be used on inbound messages when schemalocation is set
PXP-3996	PartnerRegistry REST API now returns HTTP 400 when the PartnerRegistry is not enabled
PXP-3978	No crypto property file supplied for signature error
PXP-3966	Stacktraces in fresh installation due to missing activation
PXP-3962	Messenger console showed too much information regarding certificates (installation failures)
PXP-3934	Message in filesystem deleted archived Messages one day before database
PXP-3883	Incorrect error message when EbXml agreement had missing values
PXP-3810	Pagination did not update list after page 1

1.3 known issues

ID	Summary

2 Listener changes

2.1 bugfixes

ID	Summary
PXP-4023	TLS protocols settings in Listener had no effect on embedded FTPS server
PXP-4017	Listener returned TLS alert when certain marketpartner were sending BDEW PathSwitch
PXP-4015	Incoming AS3 messages could not be processed correctly by FTP Listener
PXP-4014	Incoming EbXML messages could not be processed correctly by FTP Listener
PXP-3967	Fixed Listener client certificate check

2.2 improvements

ID	Summary
PXP-3940	Added support for multiple server certificates with HTTPS (SNI) in Listener
PXP-4040	Added option to accept all TLS connections with client certificates of known CAs in Listener

2.3 known issues

ID	Summary

3 Downloads

3.1 Download links of Messenger version 4.6.0

full distribution 4.6.0 with JRE 21.0.2 (Windows): <https://www.ponton.de/downloads/xp/4.6.0/PontonXP-Messenger-4.6.0-Windows.zip>

update patch from 3.7.0 to 4.6.0 including JRE 21.0.2 (Windows): <https://www.ponton.de/downloads/xp/4.6.0/PontonXP-Messenger-4.6.0-Windows-patch.zip>

full distribution 4.6.0 with JRE 21.0.2 (Linux): <https://www.ponton.de/downloads/xp/4.6.0/PontonXP-Messenger-4.6.0-Linux.zip>

update patch from 3.7.0 to 4.6.0 including JRE 21.0.2 (Linux): <https://www.ponton.de/downloads/xp/4.6.0/PontonXP-Messenger-4.6.0-Linux-patch.zip>

3.2 Download link for AS4 BDEW Config Patch

⚠ Only relevant for clients with AS4 BDEW license for German Market Communication Power and Gas.

- Please download the current AS4 BDEW Config Patch:
<https://www.ponton.de/downloads/xp/bdew/AS4-BDEW-Config-Patch-XP460.zip>
- Install the AS4 BDEW Config Patch (see MessengerDocumentation4_6_0.pdf, chapter: AS4-BDEW at a glance)
- Update the partner configuration of all partners to support new or updated schemasets
- Recreate (delete / create new) agreements to update communication settings

3.3 Download link to Messenger Adapter API 1.0

optional Adapter API 1.0 extension: <https://www.ponton.de/downloads/xp/4.6.0/PontonXP-AdapterAPI-4.6.0.zip>

⚠ This extension is only needed if an external Adapter is used, which communicates with the Messenger through the Adapter API 1.0.

Installation: Copy the included file `pontonxp-adapterapi.jar` to `<PONTONXP_INSTALL_DIR>/lib` and restart the Messenger.

3.4 Download links of Listener version 4.6.0

full distribution 4.6.0 with JRE 21.0.2 (Windows): <https://www.ponton.de/downloads/xp/4.6.0/PontonXP-Listener-4.6.0-Windows.zip>

full distribution 4.6.0 with JRE 21.0.2 (Linux): <https://www.ponton.de/downloads/xp/4.6.0/PontonXP-Listener-4.6.0-Linux.zip>



4 Migration

4.1 Database Update (since version 4.6.0)

⚠ Since PONTON X/P Messenger 4.6.0 the structure of database is checked on startup and updated, if necessary. For this the assign database user needs admin rights on database, to create/update/drop tables, sequences, indices and foreign keys. During "normal" operation mode, the admin rights are not required anymore.

During setup of PONTON X/P Messenger a shell-script is installed (`sql/dbupdateTool.bat` (Windows-Batch) or `sql/dbupdateTool` (Linux Bash-Script)). This script scan be used to get current structural status of database and run the update manually. This script supports the following command parameters:


parameter	descriptipn
status	Prints a list of undeployed changesets, which will be deployed during update process.
update	Runs the structural update of database, manually.
updateScript	Generates a native SQL Script, containing all required structural updates for current Messenger DB. This can be executed manually by database admin f.e.

parameter	description
	 This is the recommended way to update the database, if the database user Messenger uses, doesn't have admin rights on database.
snapshot	Dumps a snapshot of current database structure. This contains a description of all database objects, but no content.
listLocks	List currently locked database objects. This may happen, if a update process fails.
releaseLocks	Releases all locked database objects, to rerun update process after failure.  This command should NOT be used thoughtless. If structural update of database fails, the case and the current state of database must be analyzed properly to return to a consistent database again.


Example

dbupdateTool update

4.2 Updating a Messenger version 4.0.0 and later to 4.6.0

1. stop the Messenger
2. extract the patch zip file matching your operating system to the *update/* folder of the Messenger installation.
3. starting the Messenger will apply the patch to the installation.
4. Existing addon- and config-patches will remain unchanged and will continue to work, so no additional action is required.
5.  Please hard refresh your browser to clear the cache and download the new PONTON X/P GUI, e.g. for Windows as follows:
 - open the PONTON X/P GUI (default URL: <https://localhost:8443/>)
 - hold down *Ctrl* and press *F5*.
6. OPTIONAL: if you are using a stand-alone adapter that uses adapter-API v1.0 then you need to add the library to the */lib/* folder of the Messenger installation

4.3 Updating a Messenger version 3.7.0 - 3.11.x to 4.6.0

1.  if there is a config patch installed, make sure to install an updated config patch that is compatible with Messenger version 4.6.0
2. stop the Messenger
3. edit the server.xml file from the config folder and search for

```
<Service>GUI</Service>
```

replace it with

```
<Service>REST</Service>
```

4. if there is a privateagreement.vm file in config/partneragreements/private folder and an EDA config path is installed
 - a. move the file privateagreement.vm to config/agreementTemplates/EDA_private.vm
 - b. edit the EDA_private.vm and replace

```
<PrivateCollaborationAgreement>
```

with

```
<PrivateCollaborationAgreement TemplateId="EDA">
```



- c. edit EDA_private.vm and replace

```
{code} ${agreement.partner1} {code}
```

with

```
{code} ${agreement.ownPartner.id} {code}
```

- d. edit EDA_private.vm and replace

```
{code} ${agreement.partner2} {code}
```

with

```
{code} ${agreement.communicationPartner.id} {code}
```

5. extract the patch zip file matching your operating system to the *update/* folder of the Messenger 3.x.x installation.
6. starting the Messenger will apply the patch to the installation.
7. Existing addon- and config-patches will remain unchanged and will continue to work, so no additional action is required.

⚠ Please hard refresh your browser to clear the cache and download the new PONTON X/P GUI, e.g. for Windows as follows:

- open the PONTON X/P GUI (default URL: <https://localhost:8443/>)
- hold down *Ctrl* and press *F5*.

4.4 Updating a Messenger version before 3.7.0 to 4.6.0

Unfortunately there is no patch for older Messenger version.

The main reason for this is, that the patch mechanism has been reworked and therefore the patch files are not compatible.

However the configuration of old Messenger version is compatible and can be reused in the current version

A detailed guide for upgrading can be found

here: https://www.ponton.de/downloads/xp/4.6.0/documents/MigrationGuide4_6_0.pdf

Important: If a Listener is used with the Messenger, then the Listener has to be updated as well, so that both versions are the same.

4.5 Updating a Listener version 3.2.x and later to 4.6.0

1. stop the Listener
2. create a backup copy of the current Listener folder
3. delete everything from the current Listener folder
4. extract the Listener distribution zip to the Listener folder
5. copy the config folder of the backup into the Listener folder (overwriting the default files)
6. start the Listener

PONTON GmbH
Dorotheenstraße 64
22301 Hamburg
Germany

Web: <http://www.ponton.de>

LinkedIn <https://www.linkedin.com/company/ponton-consulting/>

